

**“Information itself is power”**

Sir Francis Bacon

**Editors**

**Boipelo F. Nthawe**  
**Tshireletso Baloi**

[bnthawe@bqa.org.bw](mailto:bnthawe@bqa.org.bw)  
[tbaloi@bqa.org.bw](mailto:tbaloi@bqa.org.bw)

<b>Contents</b>	<b>Page</b>
1. Registration and Accreditation of Institutions (HE)	2
2. Accreditation of Institutions & Programmes (TVET)	2
3. Registration and Accreditation of Trainers	3
4. Registration & Accreditation of Assessors	4
5. Evaluation of Qualifications	4
6. Compliance Monitoring	5
7. Stakeholder Relations	6

<b>List of Figures</b>	<b>Page</b>
1.1 Registered institutions by Type (HE)	2
2.1 Accredited institutions by locality (TVET)	2
3.1 Number of registered and accredited trainers	3
3.3 Registered and accredited trainers by nationality	3
4.1 Number of registered and accredited assessors	4
4.3 Registered and accredited assessors by nationality	4

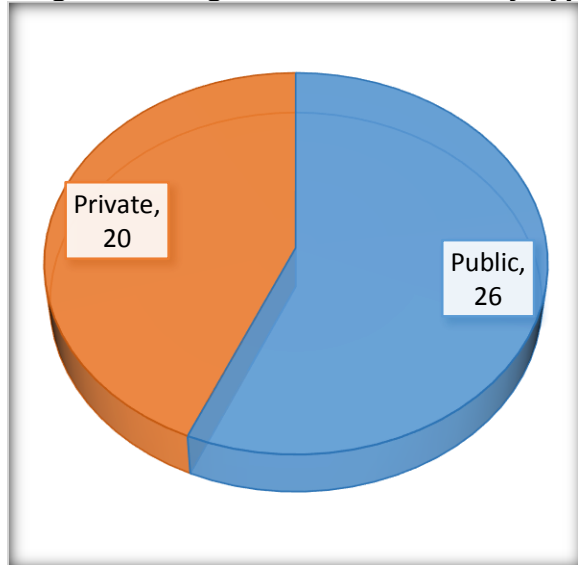
<b>List of Tables</b>	<b>Page</b>
Table 3.2 Registered and accredited trainers by gender	3
Table 4.2: Registered and accredited assessors by gender	4
Table 5.1: Evaluated Qualifications (Number, Level and Country)	5
Table 7.2: Method of Enquiry	6
Table 7.3: Types of Enquiry	6

## 1. Registration and Accreditation of Institutions (Higher Education-HE)

### 1.1 Number of Registered Institutions

By the end of quarter 2, one (1) new institution was registered, bringing the total to 46 of institutions offering diploma and degree programmes. Figure 1.1 shows the registered institutions by type.

**Figure 1.1 Registered Institutions by Type**



### 1.2 Review of Programmes

In quarter 2, three (3) programmes were received for review and they are still in progress. This brings the total to eighty five (85) of programmes undergoing review, combined with the 82 received last quarter.

### 1.3 Program Accreditation

Thirty six (36) programs were received for accreditation and twenty four (24) were accredited.

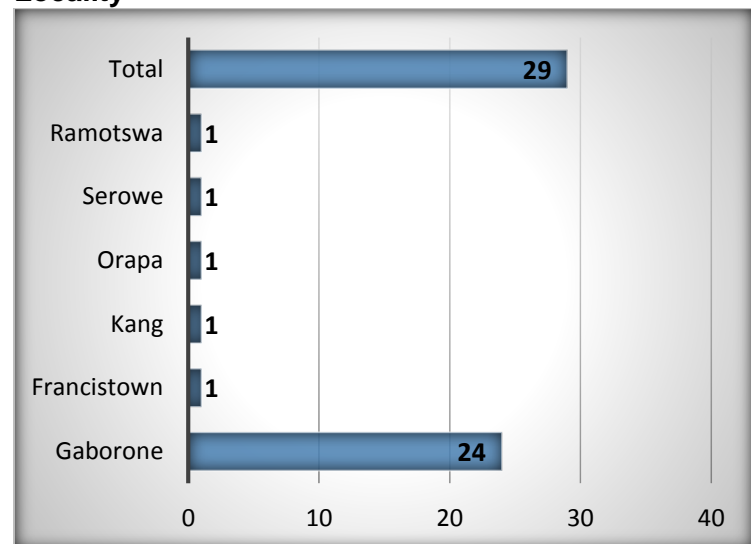
## 2. Registration and Accreditation of Institutions (Technical and Vocational Education & Training- TVET)

A total 29 education and training providers were accredited. Of this 29, one (1) institution was re-accredited after a period of expiry. Twenty four (24) of these accredited institutions are consultancies, two (2) public institutions, one (1) private, one (1) NGO and one (1) a work-based training center.

### 2.1 Accredited Institutions by Locality

Most of the accredited institutions are based in Gaborone while others are based in the following areas; Serowe, Orapa, Francistown and Ramotswa. The re-accredited institution accredited is based in Kang.

**Figure 2.1 Accredited Institutions by Locality**



## 2.2 Registration and Accreditation of Programmes

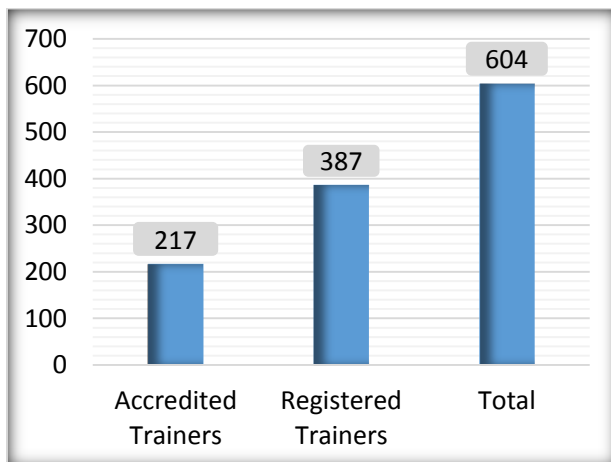
Two hundred and forty three (243) programmes were accredited in quarter 2. Ninety four (94) from newly accredited institutions, five (5) from the re-accredited institution and one hundred and forty four (144) as additional programmes.

## 3. Registration and Accreditation of Trainers

### 3.1 Number of Registered & Accredited Trainers

In quarter 2, BQA registered 387 trainers and accredited 217, as shown in the figure 3.1. The total of both accredited and registered trainers for quarter 2 is six hundred and four (604).

**Figure 3.1 Number of Trainers**



### 3.2 Registered & Accredited Trainers by Gender

For both registered and accredited trainers, the number of males is higher than that of females. Table 3.2 shows trainers by gender.

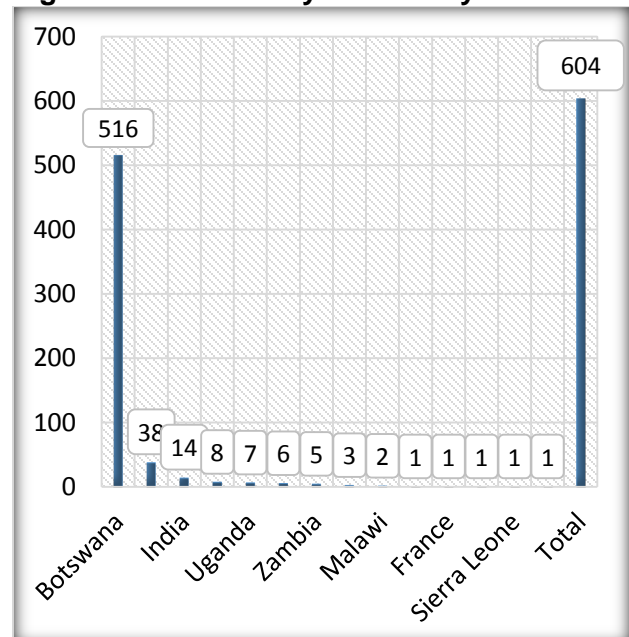
**Table 3.2 Trainers by Gender**

Trainer Category	Female	Male	Total
Registered	176	211	<b>387</b>
Accredited	94	123	<b>217</b>
<b>Total</b>	<b>270</b>	<b>334</b>	<b>604</b>

### 3.3 Registered & Accredited Trainers by Nationality

The highest number of accredited and registered trainers are Botswana at 516, followed by Zimbabweans at 38 then Indians at 14.

**Figure 3.3 Trainers by Nationality**

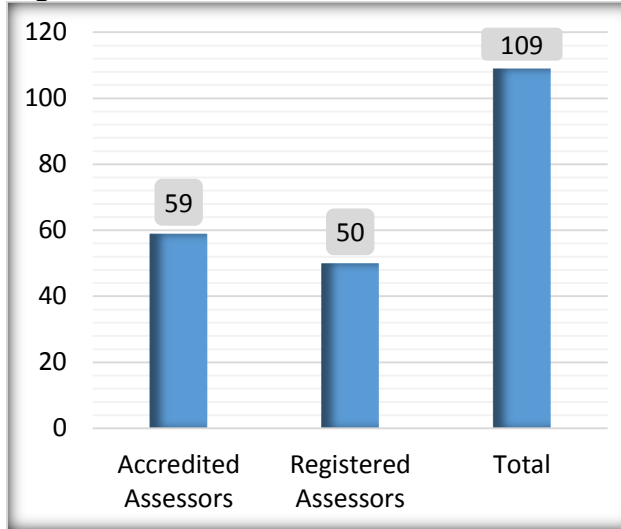


## 4. Registration and Accreditation of Assessors

### 4.1 Number of Registered & Accredited Assessors

One hundred and nine (109) assessors were registered and accredited in this quarter compared to fifty eight (58) in the previous quarter.

**Figure 4.1 Number of Assessors**



### 4.2 Registered & Accredited Assessors by Gender

As it was the case with trainers, the number of registered and accredited male assessors outweigh that of females.

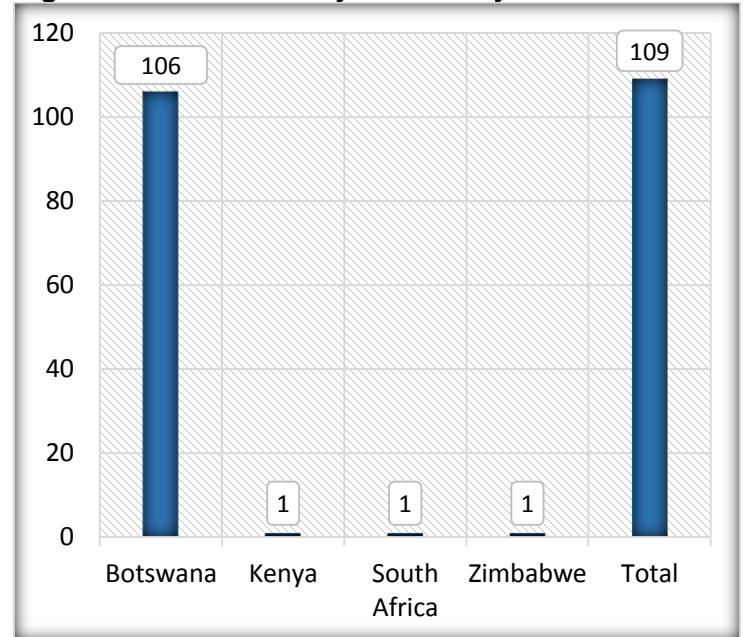
**Table 4.2 Assessors by Gender**

Assessor Category	Female	Male	Total
Registered	24	26	50
Accredited	17	42	59
<b>Total</b>	<b>41</b>	<b>68</b>	<b>109</b>

### 4.3 Registered & Accredited Assessors by Nationality

In quarter 2, the highest number of registered and accredited assessors are Botswana as evidenced by the graph below.

**Figure 4.3 Assessors by Nationality**



## 5. Evaluation Of Qualifications

The Authority has been mandated to evaluate local and external qualifications to ensure quality in the education and training system in Botswana. In quarter 2 a total of **546** qualifications were evaluated. The qualifications evaluated range from Certificate level up to Master's Degree. Twenty two (22) of these evaluations came from employers who wanted their employees' qualifications evaluated.

**Table 5.1 Evaluated Qualifications**

Gender	Number of qualifications evaluated
Male	306
Female	240
<b>Total number qualifications evaluated</b>	<b>546</b>
Qualification Level	
Foundation Certificate	4
Intermediate Certificate	9
Certificate	74
Above Certificate	7
Diploma	57
Advanced Diploma	7
Degree	116
Doctoral Degree	8
Master's Degree	24
<b>Total number qualifications evaluated</b>	<b>546</b>
Country of Qualification Origin	
Botswana	288
South Africa	72
United Kingdom	48
Zimbabwe	34
India	20
China	18
United States of America	15
Malaysia	9
Malawi	8
Kenya	5
Australia	5
Uganda	4
Grenada	3
Zambia	3
Uganda	2
France	2
Germany	2
Mauritius	2
Swaziland	2

Tanzania	2
Austria	1
Brazil	1
Egypt	1
Lesotho	1
Sierra Leone	1
Slovakia Republic	1
Sri Lanka	1
<b>Total number qualifications evaluated</b>	<b>546</b>

## 6. Compliance Monitoring

BQA monitors TVET and HE institutions to ensure that there is compliance with regulatory requirements. This is achieved through scheduled and unscheduled audits of these institutions.

### 6.1 Number of Audited Institutions (HE)

In quarter 2, there were no audits conducted in this category of education and training providers.

### 6.2 Number of Audited Institutions (TVET)

Eighteen (18) institutions were audited in quarter 2 and accreditation was renewed for 16 institutions, one (1) was deferred and one (1) had its accreditation revoked.

## 7. Stakeholder Relations

### 7.1 Enquiries/Requests from Customers

In quarter 2, 2433 enquiries were received compared to 1065 in the last quarter.

### 7.2 Method of Enquiry

These requests/enquiries were made mostly through the telephone and also by clients physically visiting the BQA premises (walk-in). Fewer enquiries were made through WhatsApp. The month of July registered 1183 enquiries which was the highest number of the quarter.

**Table 7.2 Method of Enquiry**

Method of enquiry	July	Aug	Sep	TOTAL
Telephone	801	523	242	1566
Walk-in	244	188	93	525
SMS	58	34	44	136
E-mail	45	45	39	129
Facebook	22	18	11	51
WhatsApp	13	7	6	26
<b>TOTAL</b>	<b>1183</b>	<b>815</b>	<b>435</b>	<b>2433</b>

### 7.3 Types of Enquiries

Table 7.3 shows a breakdown of the enquiries/requests. Requests for information on the accreditation requirements for trainers/assessors constitute majority of the enquiries. Following these, are requests for confirmation on whether certain programs and/or institutions are accredited.

**Table 7.3 Types of Enquiries**

Enquiry/Request	Customers Received
Pre- Conferencing- Trainers	795
Pre- Conferencing- Institutions	578
Confirmation of Accreditation of Institutions/Programs	434
List of Accredited Institutions	139
Evaluation of Qualifications	99
HRD Fund	92
Requests for Certificates	91
Tracking of Applications	86
RPL	66
Guides License	23
Request for LOGO	13
Marketability of Programs	7
Complaints	6
Internship Issues	2
Corporate Social Responsibility	2
<b>Total</b>	<b>2433</b>