

“Information itself is power”

Sir Francis Bacon

Editors

Boipelo F. Nthawe
Tshireletso Baloi

bnthawe@bqa.org.bw
tbaloi@bqa.org.bw

Contents	Page
1. Registration and Accreditation of Institutions (HE)	2
2. Accreditation of Institutions & Programmes (TVET)	2
3. Registration of Trainers	3
4. Registration of Assessors	4
5. Evaluation of Qualifications	5
6. Compliance Monitoring	5
7. Stakeholder Relations	6

List of Figures	Page
1.1 Registered institutions by type (HE)	2
2.1 Accredited institutions by locality (TVET)	3
3.1 Number of registered trainers	3
3.3 Registered trainers by nationality	4
4.1 Number of registered assessors	4
4.3 Registered assessors by nationality	4

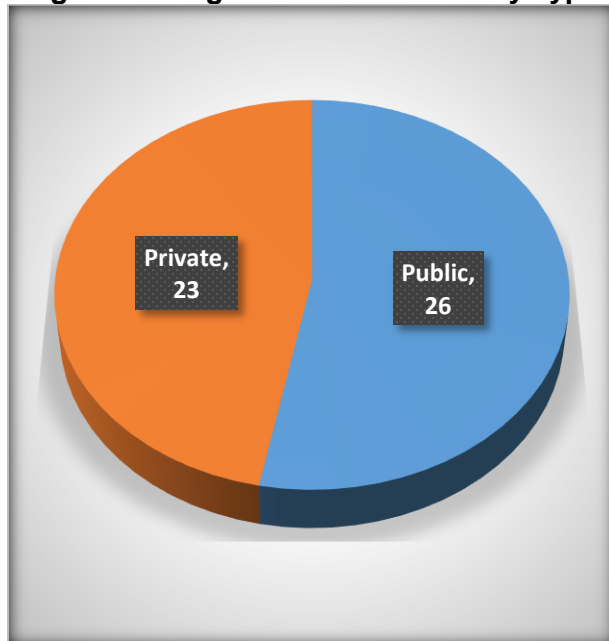
List of Tables	Page
Table 3.2 Registered trainers by gender	3
Table 4.2: Registered assessors by gender	4
Table 5.1: Evaluated qualifications (Number, Level and Country)	5
Table 7.2: Method of enquiry	6
Table 7.3: Type of enquiry	6

1. Registration and Accreditation of Institutions (Higher Education-HE)

1.1 Number of Registered Institutions

Three (3) institutions were registered in quarter 3, increasing the number of registered institutions offering diploma and degree programmes from 46 to 49. Figure 1.1 shows the registered institutions by type.

Figure 1.1 Registered Institutions by Type



1.2 Review of Programmes

In quarter 3, five (5) programmes were received for review and they were all processed.

1.3 Program Accreditation

Fifteen (15) programs were received for accreditation and twelve (12) were accredited.

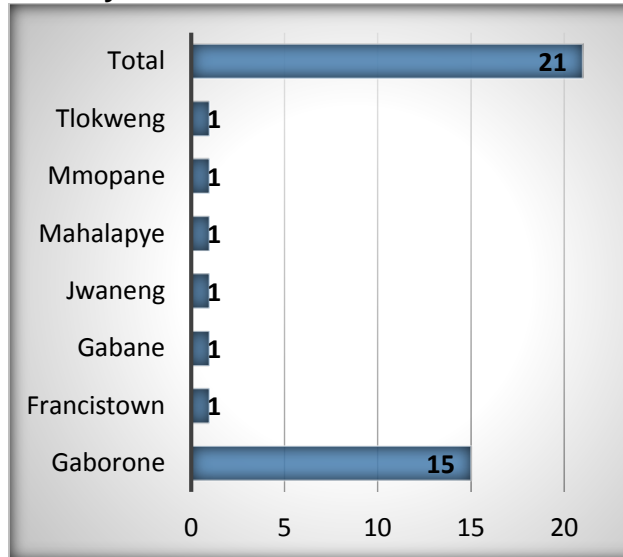
2. Registration and Accreditation of Institutions (Technical and Vocational Education & Training- TVET)

A total 21 education and training providers were accredited. Seventeen (17) of which are consulting firms, two (2) private institutions and two (2) work-based training centers. Of this 21, six (6) were accredited conditionally.

2.1 Accredited Institutions by Locality

Majority of the institutions accredited this quarter are based in Gaborone while one each is based in the following areas; Mahalapye, Jwaneng, Francistown, Mmopane, Gabane and Tloweng.

Figure 2.1 Accredited Institutions by Locality



2.2 Registration and Accreditation of Programmes

A total of one hundred and eighty two (182) programmes were accredited in quarter 3. Sixty seven (67) were from newly accredited institutions, sixteen (16) from conditionally accredited institutions and ninety nine (99) as additional programmes.

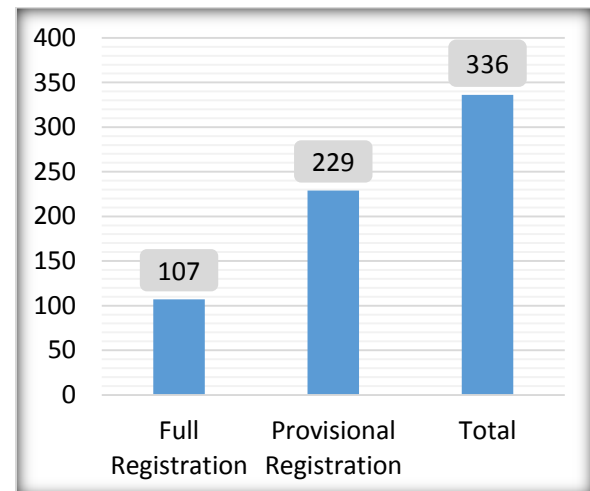
3. Registration of Trainers

3.1 Number of Registered Trainers

In quarter 3, BQA registered 336 trainers as shown in figure 3.1. One hundred and seven (107) of these trainers were registered as full

trainers and two hundred and twenty nine (229) as provisional trainers.

Figure 3.1 Number of Trainers



3.2 Registered Trainers by Gender

For both full and provisional trainers, the number of males is higher than that of females. Table 3.2 shows trainers by gender.

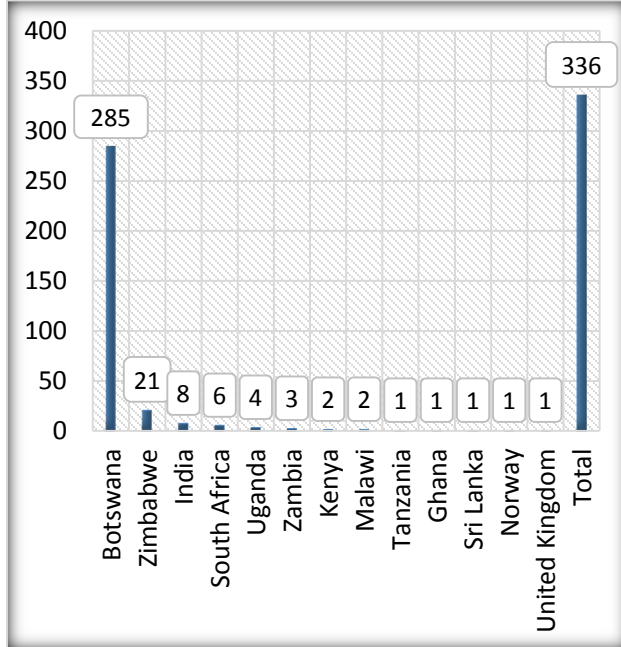
Table 3.2 Trainers by Gender

	Full Registration	Prov. Registration	Total
Female	48	110	158
Male	59	119	178
Total	107	229	336

3.3 Registered Trainers by Nationality

The highest number of registered trainers are Batswana at 285, followed by Zimbabweans at 21 then Indians at 8.

Figure 3.3 Trainers by Nationality



4.2 Registered Assessors by Gender

As was the case with trainers, the number of registered male assessors outweigh that of females.

Table 4.2 Assessors by Gender

	Full Registration	Prov. Registration	Total
Female	8	10	18
Male	10	15	25
Total	18	25	43

4.3 Registered Assessors by Nationality

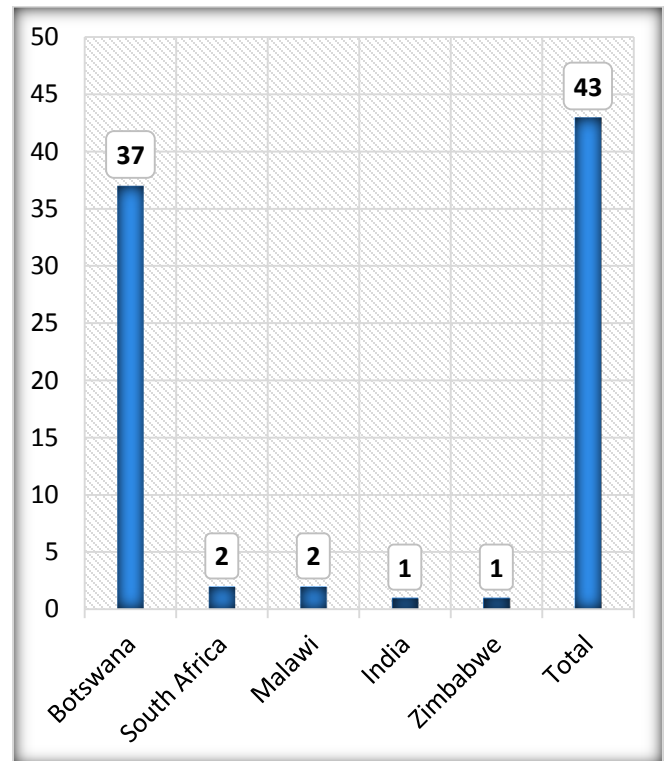
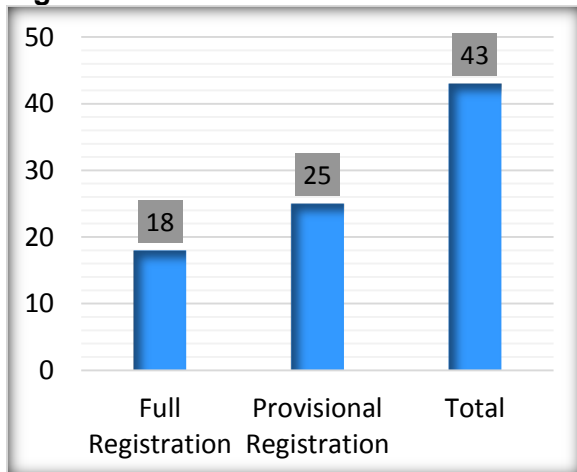
In quarter 3, the highest number of registered assessors are Botswana as shown by the graph below.

4. Registration of Assessors

4.1 Number of Registered Assessors

Forty three (43) assessors were registered in this quarter compared to hundred and nine (109) in the previous quarter.

Figure 4.1 Number of Assessors



5. Evaluation Of Qualifications

The Authority has been mandated to evaluate local and external qualifications to ensure quality in the education and training system in Botswana. In quarter 3 a total of 323 qualifications were evaluated. The qualifications evaluated range from foundation certificate up to master's degree. Fifteen (15) requests were received from employers who wanted their employees' qualifications evaluated.

Table 5.1 Evaluated Qualifications

Gender	Number of qualifications evaluated
Female	140
Male	183
Total number qualifications evaluated	323
Qualification Level	
Foundation Certificate	1
Intermediate Certificate	8
Certificate	55
Above Certificate	6
Diploma	51
Advanced Diploma	6
Bachelor's Degree	136
Doctoral Degree	10
Master's Degree	50
Total number qualifications evaluated	323
Country of Qualification Origin	
Botswana	187
South Africa	35
Zimbabwe	22
United Kingdom	20
China	12
United States of America	10
India	10

Malaysia	8
Australia	5
Malawi	3
Zambia	3
Canada	1
Cuba	1
Ireland	1
Mexico	1
Namibia	1
Nigeria	1
Sri Lanka	1
Tanzania	1
Total number qualifications evaluated	323

6. Compliance Monitoring

BQA monitors TVET and HE institutions to ensure that there is compliance with regulatory requirements. This is achieved through scheduled and unscheduled audits of these institutions.

6.1 Number of Audited Institutions (HE)

In quarter 3, one (1) audit was conducted in this category of education and training providers.

6.2 Number of Audited Institutions (TVET)

Thirty (30) institutions were audited in quarter 3 and accreditation was renewed for all them, although the renewal was conditional for 5 of these institutions.

7. Stakeholder Relations

7.1 Enquiries/Requests from Customers

In quarter 3, 896 enquiries were received compared to 2433 in the last quarter.

7.2 Method of Enquiry

These requests/enquiries were made mostly through the telephone and also by walk-ins. Few enquiries were made by SMS and through the BQA twitter account. The month of October registered 367 enquiries which was the highest number of the quarter.

Table 7.2 Method of Enquiry

Method of enquiry	Oct	Nov	Dec	TOTAL
Telephone	149	135	91	375
Walk-in	144	148	73	365
E-mail	27	15	17	59
Facebook	17	22	13	52
SMS	22	5	7	34
Twitter	8	3	0	11
TOTAL	367	328	201	896

7.3 Types of Enquiries

Table 7.3 shows a breakdown of the enquiries/requests. Requests for information on the accreditation requirements for trainers/assessors constitute majority of the enquiries. Following these, are requests for confirmation on whether certain programs and/or institutions are accredited.

Table 7.3 Types of Enquiries

Enquiry/Request	Customers Received
Pre- Conferencing- Trainers	263
Pre- Conferencing- Institutions	208
Confirmation of Accreditation of Institutions/Programs	141
List of Accredited Institutions	158
Evaluation of Qualifications	53
HRD Fund	22
Tracking of Applications	46
RPL	2
Complaints	3
Total	896